



Investment Objectives

BOB LBP Growth Fund is an open-ended Common Placement Vehicle with its assets placed in fixed income financial instruments and securities issued by the Lebanese Republic, the Central Bank of Lebanon and the Lebanese Alpha Banks.

Fund Type:
Open-ended.

Expected return 0.75% to 1% above the Average Rate on Deposits.

Base Currency:
LBP

Net Assets Values Since Inception

Launching date:
January 16 2015

Maturity:
Unlimited

Dividend payment:
Class A: Accumulation Shares
Class B: Quarterly

Manager:
Bank of Beirut Invest s.a.l

Net Asset Value (NAV):
Daily

Subscription/Redemption:
Monthly

NAV 30/04/2021:
Class A: LBP 171,367.57
Class B: LBP 105,450.47

Fund Size:
LBP 31.20 Billion

Management Fee: 1.40%

Entry Fees: 0.5%

Exit Fees: Not Applicable

Custodian & Administrator:
Midclear s.a.l.

Auditors:
Deloitte & Touche

ISIN Code:
LB0000169468

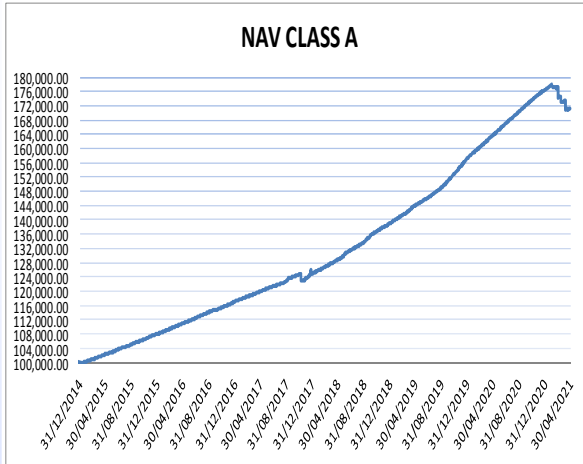
Reuters Code:
Class A: 68303023
Class B : 68303024

Contact Info:
Assets & Funds Management

+961-1-960550 /1/2/4

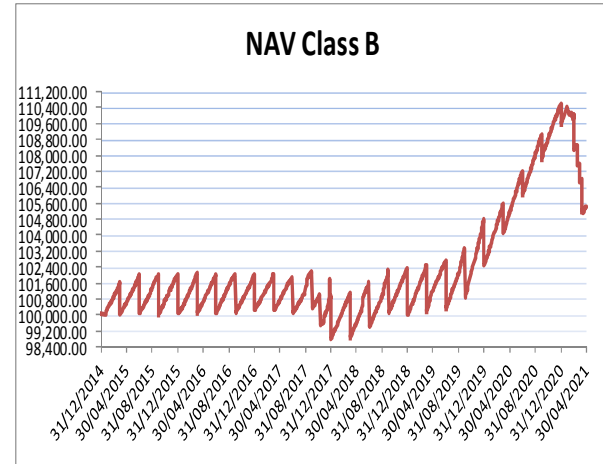
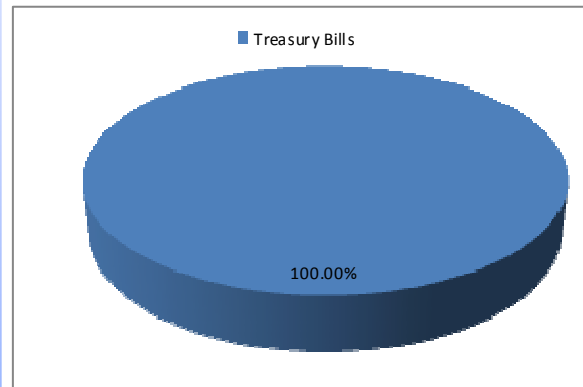
+961-1-960553

assetmanagement@bankofbeirut.com.lb
www.bankofbeirut.com



YTD Performance CLA (year to date): -2.89%

Asset Allocation



YTD Performance CLB (year to date): -2.88%

Quarterly Dividend Distribution

CLASS B	YEAR 2020		YEAR 2021	
	*AOD	BOB LBP GF DVD	*AOD	BOB LBP GF DVD
Q1	5.13	6.00%	1.96	4.00%
Q2	4.16	5.00%		
Q3	3.35	5.00%		
Q4	2.64	4.00%		

* Average rate on deposits %

April 2021 Summary

It is important to note that due to the exceptional current market conditions including the lack of liquidity, the applications for redemption received during March were executed partially at 8% of the requested amounts.

This monthly update is confidential and not a solicitation or an offering document. Only a confidential private offering memorandum can make an offering. To obtain the offering memorandum and subscription documents for the product, please contact Bank of Beirut. Not for general distribution. Past performance of investments is not necessarily a guide to future performance. This report is not an advertisement and is not intended for public use or distribution. No liability is accepted for any direct or consequential loss arising from the use of this information.